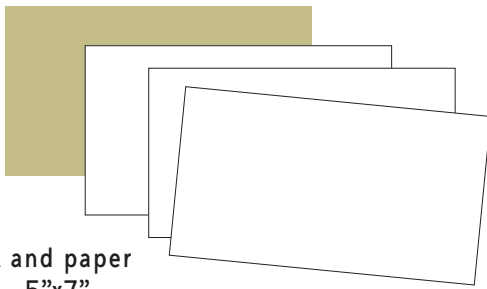


DIY TREND SCOUT SKETCHBOOK

SUPPLIES:

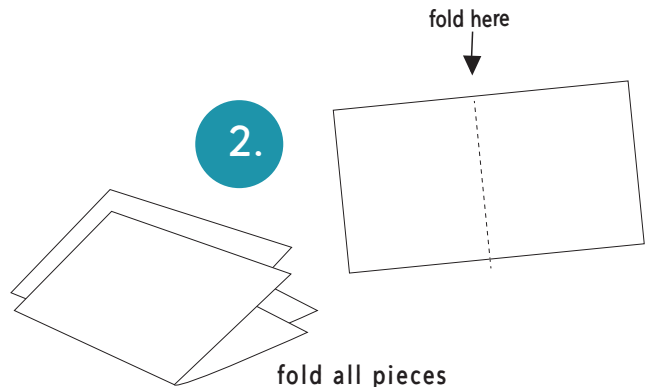
- RUBBER BAND
- REGULAR PAPER
- CARD STOCK

1.



cut cardstock and paper to same size - 5"x7"

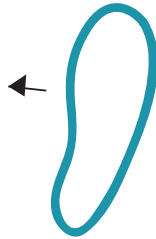
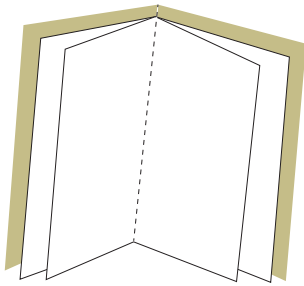
2.



fold all pieces down the middle

3.

stack them together inside each other



use the rubber band to hold them all together

4.

you did it! decorate the cover if you like and add all your brilliant ideas inside.

